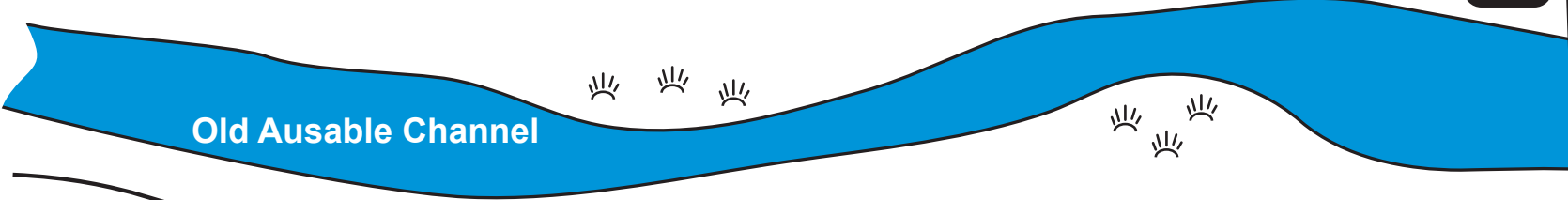
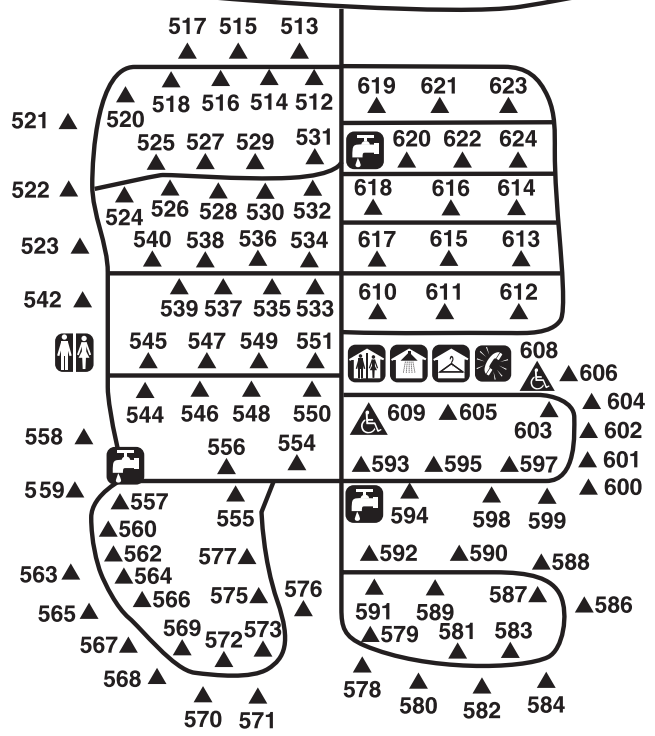


# Riverside Campground - Areas 1 & 2

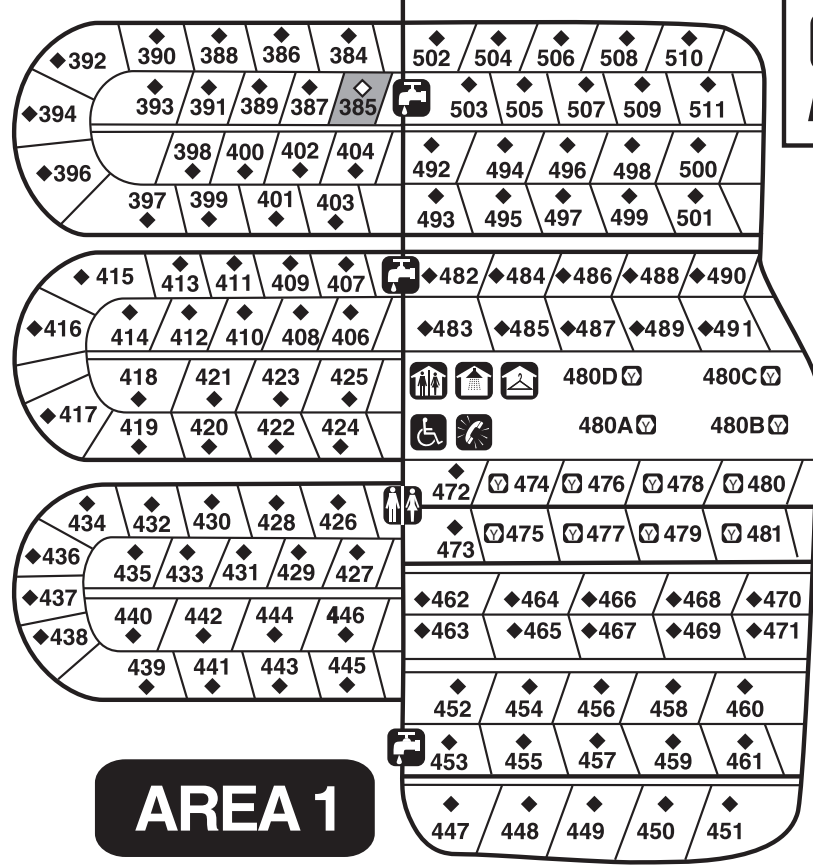


Exit  
←

Areas  
3 & 4



**AREA 2**



**AREA 1**

**P**  
P-3

MAXIMUM  
**20**  
km / h



Riverside Office  
Burley Campground



- |                        |                |                       |                  |                   |
|------------------------|----------------|-----------------------|------------------|-------------------|
| ▲ Campsite             | 🚿 Showers      | ♿ Accessible Facility | 🏠 Visitor Centre | 🚚 Trailer Station |
| ◆ Electric Campsite    | 🧺 Laundry      | 📞 Emergency Phone     | 🛒 Store          | 🌳 Woodyard        |
| ◇ Host Site (Electric) | 🚻 Washroom     | ☎ Pay Phone           | 🍴 Restaurant     | <b>P</b> Parking  |
| 🏠 Yurt                 | 🚽 Vault Toilet | 🏢 Campground Office   | 🚤 Canoe Rental   | 🚶 Nature Trail    |
| 🚰 Drinking Water       |                |                       |                  |                   |